



Ohio Alerts User Documentation

Ohio Alerts

User Documentation

Contents

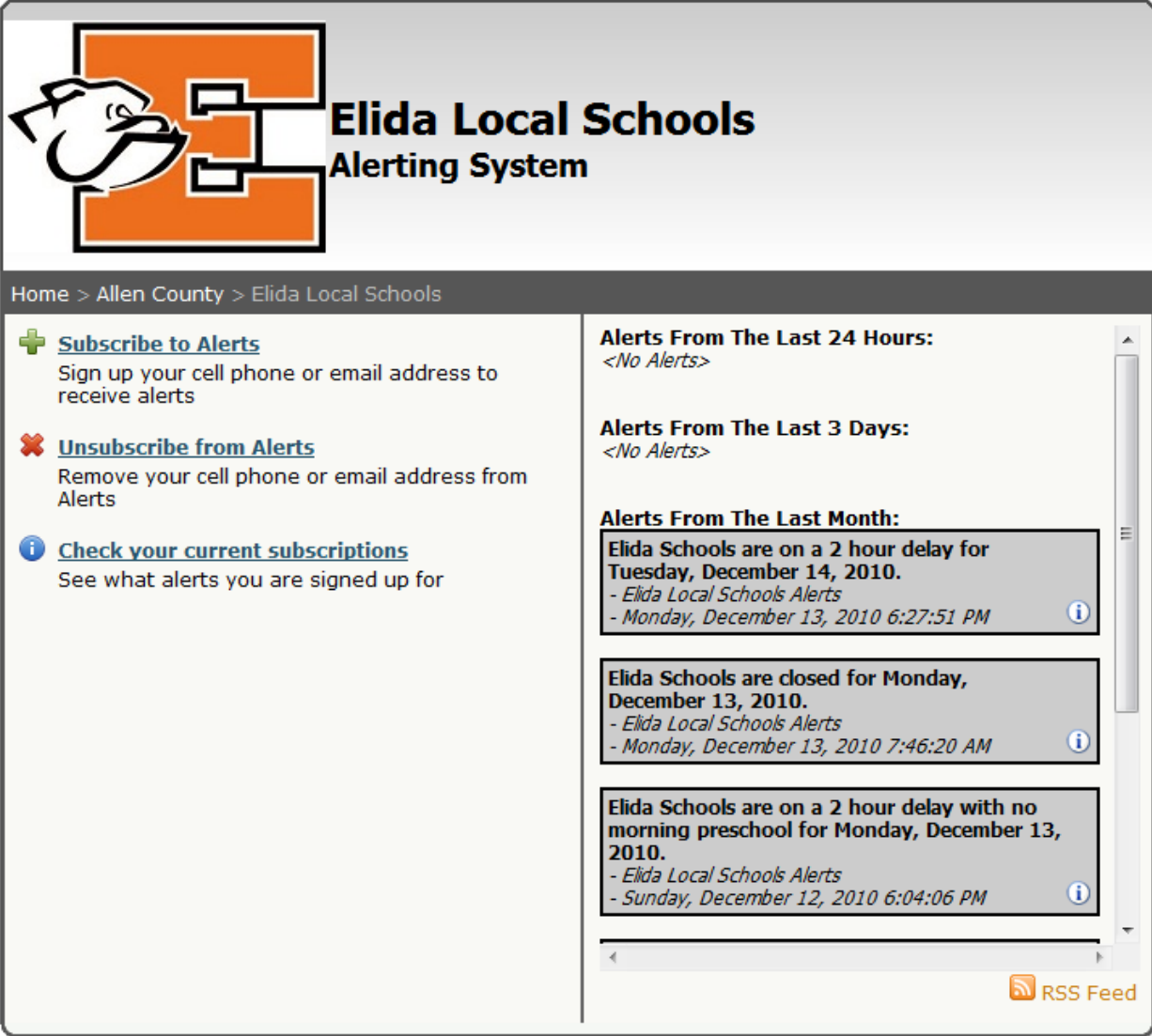
Welcome to Ohio Alerts	3
Subscribe to Alerts	4
Unsubscribe from Alerts	5
Check Subscriptions.....	6
Contact Us.....	7

Welcome to Ohio Alerts

Ohio Alerts is a messaging alert system designed to notify alert subscribers via email and/or text message of time sensitive communications from your local school district.

Getting started using Ohio Alerts is very simple. The following information will step you thru the process to establish your alerts and provide tips for using the alert system.

Login to your web browser and enter the web address: <http://www.ohioalerts.org/><district name>. For example, if your school district name is Elida enter in the web address: <http://www.ohioalerts.org/Elida>. You will be presented with the screen shown below. Users have the option of subscribing, unsubscribing, or checking their subscriptions. Select the link for the action you want to engage (i.e. subscribe to alerts, unsubscribe from alerts, check your current subscriptions).



The screenshot shows the Elida Local Schools Alerting System web interface. At the top left is a logo featuring a stylized 'E' with a bird-like head. To the right of the logo, the text reads 'Elida Local Schools Alerting System'. Below the header is a breadcrumb trail: 'Home > Allen County > Elida Local Schools'. The main content area is divided into two columns. The left column contains three links: 'Subscribe to Alerts' (with a green plus icon), 'Unsubscribe from Alerts' (with a red X icon), and 'Check your current subscriptions' (with an information icon). The right column displays alert history under three headings: 'Alerts From The Last 24 Hours:', 'Alerts From The Last 3 Days:', and 'Alerts From The Last Month:'. The 'Alerts From The Last Month:' section contains three alert entries, each with a title, source, and timestamp, and an information icon. At the bottom right of the alert list is an 'RSS Feed' icon. The footer contains a lock icon and the text 'Administration', the copyright notice 'Copyright © 2010. All rights reserved.', and links for 'About Us' and 'Contact Us'.

Home > Allen County > Elida Local Schools


- +** [Subscribe to Alerts](#)
Sign up your cell phone or email address to receive alerts
- ×** [Unsubscribe from Alerts](#)
Remove your cell phone or email address from Alerts
- i** [Check your current subscriptions](#)
See what alerts you are signed up for


Alerts From The Last 24 Hours:
<No Alerts>

Alerts From The Last 3 Days:
<No Alerts>

Alerts From The Last Month:

- Elida Schools are on a 2 hour delay for Tuesday, December 14, 2010.**
- Elida Local Schools Alerts
- Monday, December 13, 2010 6:27:51 PM **i**
- Elida Schools are closed for Monday, December 13, 2010.**
- Elida Local Schools Alerts
- Monday, December 13, 2010 7:46:20 AM **i**
- Elida Schools are on a 2 hour delay with no morning preschool for Monday, December 13, 2010.**
- Elida Local Schools Alerts
- Sunday, December 12, 2010 6:04:06 PM **i**

 [RSS Feed](#)

 [Administration](#) Copyright © 2010. All rights reserved. [About Us](#) - [Contact Us](#)

Subscribe to Alerts

Once you have selected the link “Subscribe to Alerts” you will be brought to screen shown.

The field “Your Name” is required and cannot be blank.

Expiration Date is an optional field and can be useful for subscribers of Seniors. Subscriber Expiration Dates are checked and removed daily. If left blank, you will be subscribed to the alert system indefinitely or until you unsubscribe.

If “Text Message” alert method is chosen enter your phone number and select your phone provider. If “Email” alert method is chosen the screen changes for the addition of email address.

If your phone provider is not listed, please submit a message using the “Contact Us” link in the bottom right corner of the screen. Indicate the name of your phone provider and an Ohio Alerts representative will follow up with you.

Select the lists you want to subscribe to.

Security entry validation is required. Enter the characters shown to validate security.

Select COPPA compliance: Children’s Online Privacy Protection Act.

Select “Subscribe”. Users will receive a response by cell phone or at their email account.

Home > Allen County > Elida Local Schools > Subscribe

Subscribe

To subscribe to one or more lists, enter the information requested below and click the [Subscribe](#) button

Your Name

Subscription Expiration Date (Optional)

Alert Method

Text Message

Email

Phone Number

Phone Provider

- Verizon
- Alltel
- AT&T
- Cellular One
- Centennial
- Cincinnati Bell
- Cingular
- Nextel
- Qwest
- Sprint
- T-Mobile
- Virgin

Select The Lists You Want To Be Subscribed To

Elida Local Schools Alerts

Security Validation

g v v 6 6

For Security Reasons, Please Enter The Characters Shown Above

COPPA Compliant: I certify that I am over the age of 13

Unsubscribe from Alerts

To unsubscribe from Alerts select the “Unsubscribe from Alerts” link found at: <http://www.ohioalerts.org/<district name>>.

Users can unsubscribe either their phone or email address.

To unsubscribe from one or more lists, enter the exact information that was used to subscribe, select the lists you want to be unsubscribed from and click the Unsubscribe button.

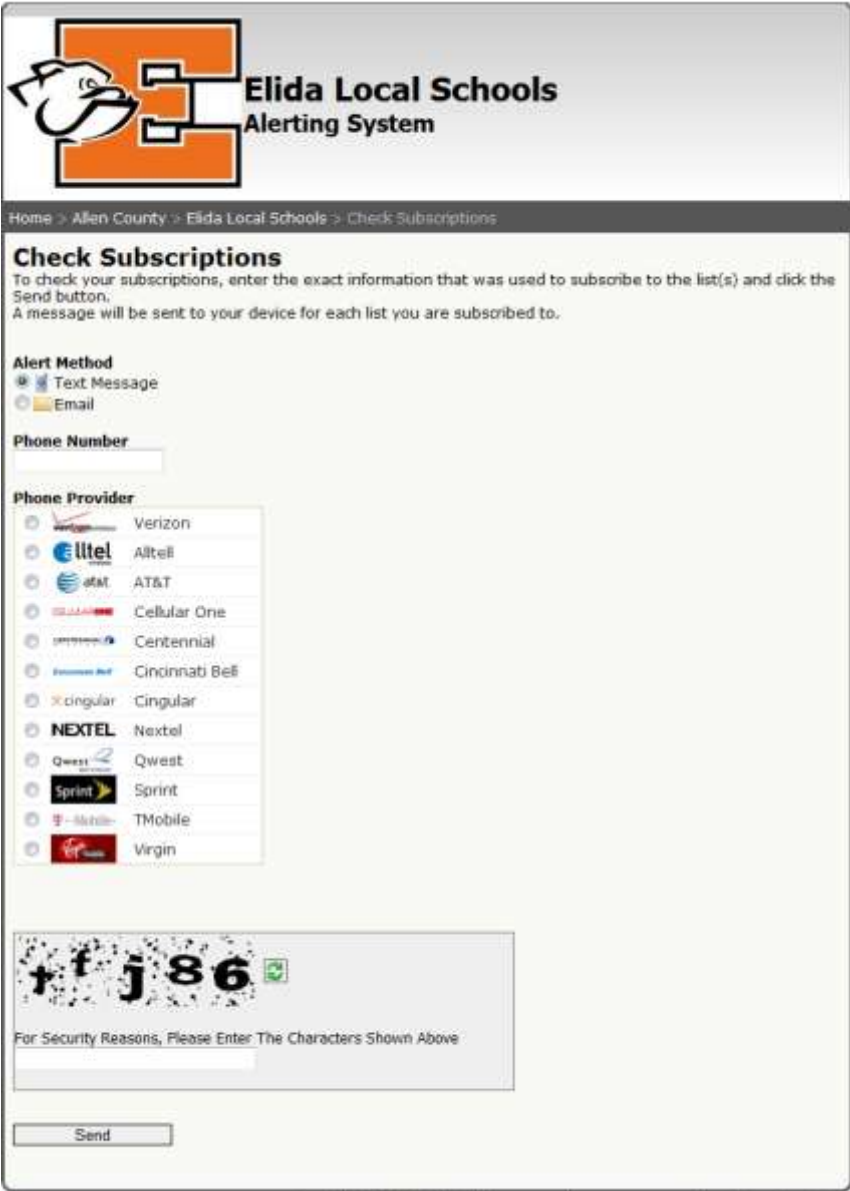
The screenshot shows the 'Unsubscribe' page of the Elida Local Schools Alerting System. At the top left is the school's logo, a stylized 'E' with a bird. The page title is 'Unsubscribe' and the breadcrumb trail is 'Home > Allen County > Elida Local Schools > Unsubscribe'. Below the title is a brief instruction: 'To Unsubscribe from one or more lists, enter the exact information that was used to subscribe and click the Unsubscribe button.' The form includes sections for 'Alert Method' (Text Message and Email), 'Phone Number', and 'Phone Provider' (listing Verizon, Alltel, AT&T, Cellular One, Centennial, Cincinnati Bell, Cingular, Nextel, Qwest, Sprint, T-Mobile, and Virgin). A 'Select The Lists You Want To Be Unsubscribed From' section shows 'Elida Local Schools Alerts' selected. A security verification box displays the characters '7n73a' and asks the user to enter them. An 'Unsubscribe' button is at the bottom of the form. The footer contains links for 'Administration', 'Copyright © 2010. All rights reserved.', and 'About Us - Contact Us'.

Check Subscriptions

To see what alerts you are subscribed to select the “Check Your Current Subscriptions” link found at: <http://www.ohioalerts.org/<district name>>.

To check your subscriptions, enter the exact information that was used to subscribe to the list(s) and click the Send button.

Subscribers will receive a message on their phone or at their email address informing them of their subscriptions.



The screenshot shows the 'Check Subscriptions' page of the Elida Local Schools Alerting System. The page header includes the school's logo and name. Below the header, there is a breadcrumb trail: Home > Allen County > Elida Local Schools > Check Subscriptions. The main heading is 'Check Subscriptions', followed by instructions: 'To check your subscriptions, enter the exact information that was used to subscribe to the list(s) and click the Send button. A message will be sent to your device for each list you are subscribed to.'

The form contains the following fields and options:

- Alert Method:** Radio buttons for 'Text Message' (selected) and 'Email'.
- Phone Number:** A text input field.
- Phone Provider:** A dropdown menu with radio buttons for various providers: Verizon, Alltel, AT&T, Cellular One, Centennial, Cincinnati Bell, Cingular, Nextel, Qwest, Sprint, T-Mobile, and Virgin.

At the bottom of the form, there is a CAPTCHA image showing the characters 't j 8 6' with a green checkmark. Below the image, it says 'For Security Reasons, Please Enter The Characters Shown Above' and provides a text input field. A 'Send' button is located at the bottom of the form.

Footer information includes: Administration, Copyright © 2010. All rights reserved., and About Us - Contact Us.

Contact Us

If you have any questions or concerns using Ohio Alerts, please select the “Contact Us” link in the bottom right corner of the screen and an Ohio Alerts representative will follow up with you.

Thank you for subscribing to Ohio Alerts.

The screenshot shows the Elida Local Schools Alerting System website. At the top left is a logo featuring a stylized 'E' with a bulldog's head inside it. To the right of the logo, the text reads "Elida Local Schools Alerting System". Below the header is a breadcrumb trail: "Home > Allen County > Elida Local Schools".

The main content area is divided into two columns. The left column contains three links with icons: a green plus sign for "Subscribe to Alerts" (with subtext "Sign up your cell phone or email address to receive alerts"), a red X for "Unsubscribe from Alerts" (with subtext "Remove your cell phone or email address from Alerts"), and an information icon for "Check your current subscriptions" (with subtext "See what alerts you are signed up for").

The right column displays alert history under three headings: "Alerts From The Last 24 Hours:" (with subtext "<No Alerts>"), "Alerts From The Last 3 Days:" (with subtext "<No Alerts>"), and "Alerts From The Last Month:". Under the "Alerts From The Last Month:" heading, there are three alert boxes, each with an information icon:

- Elida Schools are on a 2 hour delay for Tuesday, December 14, 2010.**
- Elida Local Schools Alerts
- Monday, December 13, 2010 6:27:51 PM
- Elida Schools are closed for Monday, December 13, 2010.**
- Elida Local Schools Alerts
- Monday, December 13, 2010 7:46:20 AM
- Elida Schools are on a 2 hour delay with no morning preschool for Monday, December 13, 2010.**
- Elida Local Schools Alerts
- Sunday, December 12, 2010 6:04:06 PM

At the bottom right of the alert history section is an "RSS Feed" icon. The footer contains three items: a lock icon and the text "Administration", the text "Copyright © 2010. All rights reserved.", and two links: "About Us" and "Contact Us". The "Contact Us" link is circled in purple.